

F. No. 13/282/2017-MsDP-MOMA
Government of India
Ministry of Minority Affairs

11th Floor, Pt. Deen Dayal Antodaya Bhawan
C.G.O. Complex, Lodi Road
New Delhi-110003
Dated: 28.02.2018

To

The Pay & Accounts Officer
Ministry of Minority Affairs
Paryavaran Bhavan
New Delhi

Subject: Grant in aid under the Centrally Sponsored Scheme of Multi sectoral Development Programme (MsDP) for Minority Concentration Blocks to Government of West Bengal for Darjeeling, Koch Behar, Uttar Dinajpur, Dakshin Dinajpur, Malda, murshidabad, Birbhum, Bardman, Nadia, N24 Pargana, S-24 Pargana, Medinipur, Hawra, Alipurdwār and jalpaiguri districts.

Sir,

I am directed to convey the sanction of the President for release of an amount of Rs. 25,94,50,300 (Rupees Twenty Five Crore Ninety Four Lakh Fifty Thousand Three Hundred Only) as 1st installment to the Govt. of West Bengal for implementing the scheme "Multi-sectoral Development Programme for Minority Concentration Blocks in Darjeeling, Koch Behar, Uttar Dinajpur, Dakshin Dinajpur, Malda, murshidabad, Birbhum, Bardman, Nadia, N24 Pargana, S-24 Pargana, Medinipur, Hawra, Alipurdwār and jalpaiguri districts as per the details enclosed at Annexure I. The non-recurring grant may be released to the Govt. of West Bengal through CAS, Reserve Bank of India, Nagpur.

2. The State Government should ensure that proportionate share of State share for the projects mentioned at Annexure-I is released to the implementing agency along with Central share.

3. The expenditure is debitable to Demand No.66, Ministry of Minority Affairs Major Head- "3601" Grant-in-aid to State Government, 06- Grants for State Plan Schemes (Sub Major Head), 101 -General-(Welfare of Schedule Casts/Schedule Tribes, Other Backward Classes and Minorities) -other grants (Minor Head), 49 - Multi sectoral Development Programme for minorities, 49.00.35 Grant for creation of capital assets the year 2017-18.

4. Since it is a fresh release for the plan of MsDP, no UC is pending. Utilization Certificate for this grant should be submitted by the grantee in the prescribed format within 12 months of the closure of financial year. As per the conditions contained in para 8.4 of the guideline of Restructured Multi sectoral Development Programme, (i) Quarterly Progress Report, (ii) Utilization Certificate and (iii) Report regarding release of the state share in case of innovative projects may also be furnished.

G. Mishra
गीता मिश्रा / GEETA MISHRA
अवर सचिव / Under Secretary
अल्पसंख्यक कार्य मंत्रालय
Ministry of Minority Affairs
भारत सरकार / Govt. of India
नई दिल्ली / New Delhi

5. The sanction is issued on the commitment given by the State Govt. that villages/locations having a substantial minority population will be selected for the projects mentioned at Annexure-I and also that duplication will not take place.
6. The State Government should ensure that a board containing information as per Template enclosed at Annexure-III is displayed at the site. After completion of projects, a permanent display would be installed.
7. This is to certify that the present sanction/expenditure is covered under the MEP for the month of February, 2018 and Integrated Finance Division (IFD) has approved the expenditure during the fourth quarter of the financial year 2018.
8. Funds should be released by the State Govt. to the implementing agencies immediately upon receipt of the same from Govt. of India and as per the directions of Govt. of India, Ministry of Finance; parking of funds at any level is strictly prohibited.
9. Utilization of the above mentioned amount by the State Government is subject to the terms and conditions at annexure-II.
10. This sanction issues with concurrence of IFD vide their Dy. No. 13/282/IFD dated 28.02.2018 It is noted at S. No 259 in the Grant-in-aid Register.

Yours faithfully,

G. Mishra

(Geeta Mishra)

Under Secretary to the Govt. of India
 गीता मिश्रा / GEETA MISHRA
 अवर सचिव / Under Secretary
 Tel: 011-24364282
 मंत्रालय
 Ministry of Minority Affairs
 भारत सरकार / Govt. of India
 नई दिल्ली / New Delhi

Copy to:-

1. The Accountant General (A&E), Govt. of West Bengal, Bangalore
2. Manager, Reserve Bank of India, Central Account Section, Nagpur-440001.
3. Secretary, Minority Welfare, Haj and Wakf Department, Vikas Soudha, Govt. of West Bengal
4. Secretary, Finance Department, Govt. of West Bengal, Bangalore.
5. Director General of Audit, Central Revenues, AGCR Building, New Delhi-2.
6. District Magistrate/Collector, Darjeeling, Koch Behar, Uttar Dinajpur, Dakshin Dinajpur, Malda, murshidabad, Birbhum, Bardman, Nadia, N24 Pargana, S-24 Pargana, Medinipur, Hawra, Alipurduwar and jalpaiguri districts of West Bengal
7. Sanction folder.
8. MoMA-NIC Computer Cell (Shri Dinesh Chandra, Technical Director) for website updation.

G. Mishra

गीता मिश्रा / GEETA MISHRA
 अवर सचिव / Under Secretary
 अल्पसंख्यक कार्य मंत्रालय
 Ministry of Minority Affairs
 भारत सरकार / Govt. of India
 नई दिल्ली / New Delhi

Annexure-I

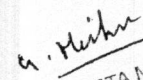
Project under MsDP Scheme approved for Darjeeling, Koch Behar, Uttar Dinajpur, Dakshin Dinajpur, Malda, murshidabad, Birbhum, Bardman, Nadia, N24 Pargana, S-24 Pargana, Medinipur, Hawra, Alipurduar and jalpaiguri districts of West Bengal District, West Bengal, during 140th EC meeting held on 23.02.2018

Details as approved by EC are given below:


S.no	Block	Name of projects	Sharin g ratio	Uni t	Uni t cost	Centr al share	State share	Total Cost	1 st install ment
Birbhum									
1	Suri-II	DWS	50:50	26	1	13	13	26	6.5
2	Rampurhat-II	DRINKING WATER SCHEME	50:50	14	1.00	7	7	14	3.5
3	Rampurhat-I	DRINKING WATER	50:50	17	1.41	11.985	11.985	23.97	5.9925
4	Rampurhat-I	HAND PUMP	50:50	3	1.13	1.695	1.695	3.39	0.8475
5	Rampurhat-I	RING WELL	50:50	3	2.00	3	3	6	1.5
6	Suri-I	SINKING OF DIFFERENT TUPES TUBEWELL WITHIN SCHOOL, GRAVEYARD & OTHER PREMISES UNDER SURI-I PANCHAYAT SAMITY.	50:50			0	0	0	0
7	Nalhati-II	INSTALLATION OF WATER SUPPLY	50:50	12	0.45	2.7	2.7	5.4	1.35
8	Nalhati-I	DRINKING WATER SCHEMES	50:50	3	15.00	22.5	22.5	45	11.25
9	Murari-I	INSTALLATION OF PUMP	50:50	7.00	1.50	5.25	5.25	10.5	2.625
10	Murari-I	MARK-II TUBE WELL	50:50	43.00	0.50	10.75	10.75	21.5	5.375
11	Murari-II	SUBMARSIBLE PUMP WITH PIPELINE	50:50	50	3.33	83.25	83.25	166.5	41.625
12	Murari-II	RIGBORE TUBE-WELL	50:50	8	1	4	4	8	2
13	Murari-II	MARK--II TUBE WELL	50:50	1	0.5	0.25	0.25	0.5	0.125
14	Mayureswar-I	DRINKING WATER	50:50	119	1.36	80.92	80.92	161.84	40.46
15	Labpur	INSTALLATION OF PUMP	50:50	24	8.73	104.76	104.76	209.52	52.38

G. Mishra
गीता मिश्रा / GEETA MISHRA
अवर सचिव / Under Secretary
अल्पसंख्यक कार्य मंत्रालय
Ministry of Minority Affairs
भारत सरकार / Govt. of India
नई दिल्ली / New Delhi

16	Ilambazar	CONSTRUCTION OF MINORITY CONCENTERED AREAS HAND PUMP TUBLES	50:50	66	0.50	16.5	16.5	33	8.25
17	Ilambazar	MINI SUBMARSIBAL FOR DRINKING WATER	50:50	20	1.00	10	10	20	5
18	Dubrapur	INSTALATION OF TUBEWELL	50:50	39	0.80	15.6	15.6	31.2	7.8
Sub Total						393.16	393.16	786.32	196.58
Uttar Dinajpur									
19	Itahar	DRINKING WATER SUPPLY	50:50	4	0.72	1.446	1.446	2.892	0.723
20	Hemtabad	WATER SUPPLY	50:50	24	2.75	33	33	66	16.5
21	Raiganj	DRINKING WATER (MARK - II)	50:50	19	8.99	85.405	85.405	170.81	42.7025
22	Karandighi	DWS	50:50	24	1.77	21.24	21.24	42.48	10.62
23	Golpokhar -I	MARK-II TUBE WELL	50:50	1	0.76	0.38	0.38	0.76	0.19
24	Islampur	DRINKING WATER SUPPLY SCHEMES IN HIGH SCHOOLS	50:50	14	3.00	21	21	42	10.5
25	Chopra	CONSTRUCTION OF RAISED TANK FOR DRINKING PURPOSE WITH A DEEP TUBEWELL INCLUDING PUMPING SYSTEM	50:50	23	2.98	34.27	34.27	68.54	17.135
26	Chopra	INSTALLATION OF RUNNING WATER LINE AT HEALTH SUB-CENTRES	50:50	17	0.50	4.25	4.25	8.5	2.125
Sub Total						200.99	200.99	401.98	100.495
						1	1	2	5
South 24 Pargana									
27	Baruipur	DRINKING WATER/TUBEWELL	50:50	53	1.40	37.1	37.1	74.2	18.55
28	Bhangore-II	TUBEWELL	50:50	3	1.50	2.25	2.25	4.5	1.125
29	Bhangore-I	TUBEWELL	50:50	11	1.3	7.15	7.15	14.3	3.575
30	Diamond Harbor-I	TUBEWELL	50:50	73	1.45	52.925	52.925	105.85	26.4625
31	Joynagar-II	TUBEWELL	50:50	22	1.85	20.35	20.35	40.7	10.175
32	Basanti	TUBEWELL	50:50	17	1.5	12.75	12.75	25.5	6.375
33	Bishnupur -I	TUBEWELL	50:50	21	1.5	15.75	15.75	31.5	7.875
34	THAKUR PUKUR	TUBEWELL	50:50	4	1.5	3	3	6	1.5
35	Magrahat-II	TUBEWELL	50:50	26	1.42	18.46	18.46	36.92	9.23


 गीता मिश्रा / GEETA MISHRA
 अवर सचिव / Under Secretary
 अल्पसंख्यक कार्य मंत्रालय
 Ministry of Minority Affairs
 भारत सरकार / Govt. of India
 नई दिल्ली / New Delhi


36	Magrahat-I	TUBEWELL	50:50	4	3.07 05	6.141	6.141	12.282	3.0705	
37	Kulpi	TUBEWELL	50:50	112	1.5	84	84	168	42	
38	Bishnupur -II	DRINKING WATER	50:50	24	1.5	18	18	36	9	
						Sub Total	277.87 6	277.87 6	555.75 2	138.938
Jalpaiguri										
39	Mal	BIG BORE TUBEWEL	50:50	44	3.5	77	77	154	38.5	
40	Mal	BIG BORE TUBEWEL	50:50	35	3	52.5	52.5	105	26.25	
						129.5	129.5	259	64.75	
Malda										
41	H.C Pur-i	MARK-II	50:50	14	1.08	7.56	7.56	15.12	3.78	
42	H.C Pur-II	ELEVATED WATER TANK	50:50	19	6.95 176	66.04	66.04	132.08	33.02	
43	H.C Pur-II	MARK-II	50:50	111	1.08 151	60.02	60.02	120.05	30.01	
44	Manikcha k	ELEVATED WATER TANK	50:50	4	6.95	13.90	13.90	27.80	6.95	
45	Old Malda	MARK-II	50:50	33	1.08	17.82	17.82	35.64	8.91	
						Sub Total	165.34	165.34	330.69	82.67
Murshidabad										
46	Lagola	MARK-II TUBEWELL ARSENIC FREE AT SCHOOL / MADRASAH / PHC / SHC	50:50	18	2.22		19.98	19.98	39.96	9.99
47	Mur-Jia	MARK-II TUBEWELL ARSENIC FREE AT SCHOOL	50:50	92	0.88		40.48	40.48	80.96	20.24
48	Mur-Jia	ARSENIC FREE WATER SUPPLY	50:50	30	2.22		33.30	33.30	66.60	16.65
49	Bhagwang ola	ARSENIC FREE TUBE-WELL	50:50	3	2.22		3.33	3.33	6.66	1.67
50	Nabagram	INSTALLATION OF MARK-II TUBEWELL	50:50	97	2.22		107.67	107.67	215.34	53.84
51	Bhagwang ola-II	MARK-II TUBE WELL	50:50	71	0.88		31.24	31.24	62.48	15.62
52	Bhagwang ola-II	ARSENIC TREATMENT PLANT	50:50	2	11.7 5		11.75	11.75	23.50	5.88
53	Beldanga- II	MARK-II TUBE WELL	50:50	12	0.87		5.22	5.22	10.44	2.61
54	Berahamp ore	MARK-II TUBE WELL	50:50	61	0.88		26.84	26.84	53.68	13.42
55	Hariharpar a	MARK-II TUBEWELL	50:50	128	0.88		56.32	56.32	112.64	28.16
56	Kandi	INSTALLATION OF MARK-II TUBE-WELL	50:50	55	0.88		24.20	24.20	48.40	12.10
57	Kandi	CONSTRUCTION OF RESERVER WITH SUBMERSIBLE PUMP	50:50	9	6.00		27.00	27.00	54.00	13.50


 A. Mishra
 Under Secretary
 अल्पसंख्यक कार्य मंत्रालय
 Ministry of Minority Affairs
 भारत सरकार / Govt. of India
 नई दिल्ली / New Delhi


58	Khargram	INSTALLATION OF MARK-II TUBE-WELL	50:50	35	0.88	15.40	15.40	30.80	7.70
59	Burwan	SINKING OF MARK-II TUBEWELL	50:50	165	0.88	72.60	72.60	145.20	36.30
60	Bharatpur	SINKING MARK-II TUBEWELL	50:50	118	0.88	51.92	51.92	103.84	25.96
61	Bharatpur-II	MARK-II TUBEWELL	50:50	93	0.88	40.92	40.92	81.84	20.46
62	Raninagar-I	ARSENIC FREE MARK-II TUBEWELL	50:50	20	2.22	22.20	22.20	44.40	11.10
63	Raninagar-II	MARK-II TUBEWELL	50:50	11	2.22	12.21	12.21	24.42	6.11
64	Raninagar-II	ARSENIC FREE WATER SUPPLY WITH RESERVER	50:50	12	11.75	70.50	70.50	141.00	35.25
65	Domkal	ARSENIC FREE MARK-II TUBEWELL	50:50	1	2.22	1.11	1.11	2.22	0.56
66	Jalangi	ARSENIC FREE TUBEWELL	50:50	110	2.22	122.10	122.10	244.20	61.05
67	Jalangi	DRINKING WATER SUPPLY SCHOOL SADIKANDIAR	50:50	12	11.75	70.50	70.50	141.00	35.25
68	Jalangi	ARSENIC FREE TUBEWELL	50:50	110	2.22	122.10	122.10	244.20	61.05
69	Samsorganj	MARK-II TUBEWELL	50:50	9	2.22	9.99	9.99	19.98	5.00
70	Suti-I	MARK-II ARSENIC FREE TUBEWELL	50:50	25	2.22	27.75	27.75	55.50	13.88
71	Suti-II	MINI WATER TREATMENT PLANT	50:50	6	11.75	35.25	35.25	70.50	17.63
72	Suti-II	ARSENIC FREE TUBEWELL	50:50	6	2.22	6.66	6.66	13.32	3.33
73	Raghunathganj-II	ARSENIC TUBEWELL	50:50	2	11.75	11.75	11.75	23.50	5.88
74	Raghunathganj-II	ARSENIC FREE TUBEWELL	50:50	34	2.22	37.74	37.74	75.48	18.87
75	Sagardighi	MARK-II TUBEWELL	50:50	42	0.88	18.48	18.48	36.96	9.24
					Sub Total	1136.5	1136.5	2273.0	
						1	1	2	568.3

DakshinDinajpur


76	Banshirai	DRINKING WATER SCHEME / MARK - II TUBE WELL	50:50	16	1.76	14.08	14.08	28.16	7.04
77	Gangarampur	FLUORIDE FREE DRINKING WATER	50:50	2	0.8	0.80	0.80	1.60	0.40
78	Harirampur	DRINKING WATER SCHEME / INSTALLATION OF NEW MARK-II TUBE WELL	50:50	12	5.09	30.54	30.54	61.08	15.27
79	Kumarganj	DRINKING WATER WITH PURIFIER	50:50	2	5.00	5.00	5.00	10.00	2.50
80	Kumarganj	MARK-II TUBE WELL	50:50	33	1.88	31.02	31.02	62.04	15.51
81	Tapan	INATALLATION OF MARK-II TUBE WELL	50:50	18	0.97	8.73	8.73	17.46	4.37
					Sub Total	90.17	90.17	180.34	45.09


 गीता मिश्रा / Under
 अवर सचिव/Under
 अल्पसंख्यक कार्य मंत्रालय
 Ministry of Minority Affairs
 भारत सरकार / Govt. of India
 नई दिल्ली / New Delhi

Cooch Behar									
82	Dinhata-I	DWS	50:50	10	0.96	4.80	4.80	9.60	2.40
83	Tufanganj	INSTALATION OF PURIFIED DRINKING WATER SCHEME	50:50	24	4.95	59.40	59.40	118.80	29.70
84	Tufanganj	INSTALATION OF PURIFIED DRINKING WATER SCHEME	50:50	3	3.5	5.25	5.25	10.50	2.63
85	Tufanganj	DWS	50:50	1	10	5.00	5.00	10.00	2.50
86	Sitalkuchi	DWS	50:50	26	0.92	11.96	11.96	23.92	5.98
87	Dinhata-II	DWS	50:50	7	4.76	16.66	16.66	33.32	8.33
				Sub Total		103.07	103.07	206.14	51.54
Burdwan									
88	Katwa-I	MARK-II	50:50	45	0.75	16.88	16.88	33.75	8.44
89	Kalna-I	PWS	50:50	42	15.86	333.06	333.06	666.12	166.53
90	Ketugram-I	PWS	50:50	28	15.86	222.04	222.04	444.08	111.02
91	Khandagho	PWS	50:50	20	15.85	158.50	158.50	317.00	79.25
92	Monteswar	PWS	50:50	4	15.85	31.70	31.70	63.40	15.85
93	Raina-I	PWS	50:50	9	15.85	71.33	71.33	142.65	35.66
94	Khandagho	SPOT DWS	50:50	9	1.7	7.65	7.65	15.30	3.83
95	Mangalkote	MARK-II	50:50	50	0.75	18.75	18.75	37.50	9.38
96	Mangalkote	SPOT DWS	50:50	19	1.7	16.15	16.15	32.30	8.08
97	Monteswar	MARK II TUBEWELL	50:50	67	0.75	25.13	25.13	50.25	12.56
98	Purbasthali-II	MARK II TUBEWELL	50:50	49	0.75	18.38	18.38	36.75	9.19
				Sub Total		919.57	919.57	1839.1	459.79
Alipurduar									
99	Kalchini	RIG BORE	50:50	31	3.52	54.56	54.56	109.12	27.28
Nadia									
100	Chapra	ARSENIC FREE TUBE WELL WITH FILTER	50:50	50	1.080	27.00	27.00	54.00	13.50
101	Kaliganj	ARSENIC FREE TUBE WELL WITH FILTER	50:50	12	1.080	6.48	6.48	12.96	3.24
102	Nakashipara	ARSANIC FREE TUBE-WELL	50:50	30	1.080	16.20	16.20	32.40	8.10
103	Nakashipara	INSTALLATION OF STANDALONE COMMUNITY WATER PURIFICATION PLANT WITH SOLAR PUMP SET	50:50	7	10.92	38.22	38.22	76.44	19.11


 गौरी मिश्रा / Under Secretary
 अल्पसंख्यक कार्य मंत्रालय
 Ministry of Minority Affairs
 भारत सरकार / Govt. of India
 नई दिल्ली / New Delhi

104	Karimpur II	Installation of Standalone Community Water Purification Plant with Solar Pump set	50:50	19	10.9 23	103.77	103.77	207.54	51.88
105	Karimpur II	ARSANIC FREE TUBE-WELL	50:50	10	1.08 0	5.40	5.40	10.80	2.70
106	Karimpur I	Installation of Standalone Community Water Purification Plant with Solar Pump set	50:50	4	10.9 23	21.85	21.85	43.69	10.92
107	Krishnagar II	ARSENIC FREE TUBEWEL (MARK-II)	50:50	24	1.08 0	12.96	12.96	25.92	6.48
108	Tehatta I	INSTALLATION OF STANDALONE COMMUNITY WATER PURIFICATION PLANT WITH SOLAR PUMP SET	50:50	11	10.9 23	60.08	60.08	120.15	30.04
109	Tehatta I	ARSENIC FREE TUBEWEL (MARK-II)	50:50	3	1.08 0	1.62	1.62	3.24	0.81
				Sub Total		293.58	293.58	587.14	146.78
North 24 (PGS)									
110	Amdanga	Drinking Water	50:50	5		18.75	18.75	37.5	9.375
111	Barasat-I	Drinking Water	50:50	101		211.95	141.3	353.25	105.975
112	Habra-I	Drinking Water	50:50	14		17.724	11.82	29.54	8.862
113	Baduria	Drinking Water	50:50	110		139.26	92.84	232.1	69.63
114	Habra-II	Drinking Water	50:50	19		24.054	16.04	40.09	12.027
115	Rajarhat	Drinking Water	50:50	39		175.5	117	292.5	87.75
116	Minakhan	Drinking Water	50:50	75		94.95	63.3	158.25	47.475
117	Sandeshkhali-I	Drinking Water	50:50	20		25.32	16.88	42.2	12.66
118	Swarupnagar	Drinking Water	50:50	82		103.81 2	69.21	173.02	51.906
119	Barasat-II	Drinking Water	50:50	79		100.01 4	66.68	166.69	50.007
120	Basirhat-I	Drinking Water	50:50	17		21.522	14.35	35.87	10.761
121	Haroa	Drinking Water	50:50	37		46.842	31.23	78.07	23.421
122	Deganga	Drinking Water	50:50	67		84.822	56.55	141.37	42.411
123	Hasnabad	Drinking Water	50:50	14		17.724	11.82	29.54	8.862
				Sub Total		1082.2 44	727.77	1809.9 9	541.122
Howrah									
124	Amta-1	SINKING OF TUBE WELL	50:50	49	1.18 2	28.96	28.96	57.92	14.4795
125	Bagnan-1	SINKING OF TUBE WELL	50:50	34	1.18 2	24.11	16.08	40.19	12.0564
126	Domjur	SINKING OF TUBE WELL	50:50	8	1.18 2	5.674	3.782	9.456	2.8368
127	J.B.Pur	SINKING OF TUBE WELL	50:50	119	1.18 2	84.39	56.26	140.7	42.1974


 अल्पसंख्यक कार्य मंत्रालय
 Ministry of Minority Affairs
 भारत सरकार / Govt. of India
 नई दिल्ली / New Delhi

128	Panchla	SINKING OF TUBE WELL	50:50	54	1.18 2	38.3	25.53	63.83	19.1484
129	Sankrail	SINKING OF TUBE WELL	50:50	70	1.18 2	49.64	33.1	82.74	24.822
130	Uluberia-I	SINKING OF TUBE WELL	50:50	76	1.18	53.81	35.87	89.68	26.904
131	Uluberia-II	SINKING OF TUBE WELL	50:50	81	1.18 2	57.45	38.3	95.74	28.7226
						342.33	237.88	580.25	171.167
					Sub Total	4	2	6	1
		Total				5188.9 05	4729.9 79	9918.8 5	2594.50 3

G. Mishra
गीता मिश्रा / GEETA MISHRA
अवर सचिव / Under Secretary
अल्पसंख्यक कार्य मंत्रालय
Ministry of Minority Affairs
भारत सरकार / Govt. of India
नई दिल्ली / New Delhi